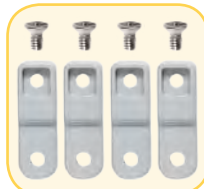



18X16X10 PREMIUM LINE



* This size also available in low profile hinge. Call Integra for more details.



Comes with feet or flanges.



Atex pending, contact factory for details

PREMIUM POLYCARBONATE ENCLOSURE

Features and Benefits

- 16 Standard configurations including hinged or non-hinged lids in 2-screw, 4-screw, or stainless steel metal latched lids.
- Standard color – light gray with a gloss finish.
- Best material – bases, opaque covers and clear covers are all made of high-impact, UV resistant polycarbonate.
- Easy ordering – one part number includes base, lid, mounting feet or flanges and all lid fastening hardware (mounting panels sold separately).
- Flexible interior mounting – features the unique and patented Integra adjustable depth “T-Rail” back panel mounting system (back panel and adjustable brackets sold separately).
- Features multiple bosses for easy installation of devices and DIN rails.
- UL-50 / c-UL Listed (files # E229365, # E207562)

Our Premium Line enclosures are the most durable, aesthetically pleasing, non-metallic Nema UL rated enclosures available. From the extremely versatile mounting options inside the enclosure to having the most off-the-shelf accessories, the Integra “Made In the USA” Premium Line enclosures provide great value to any application.

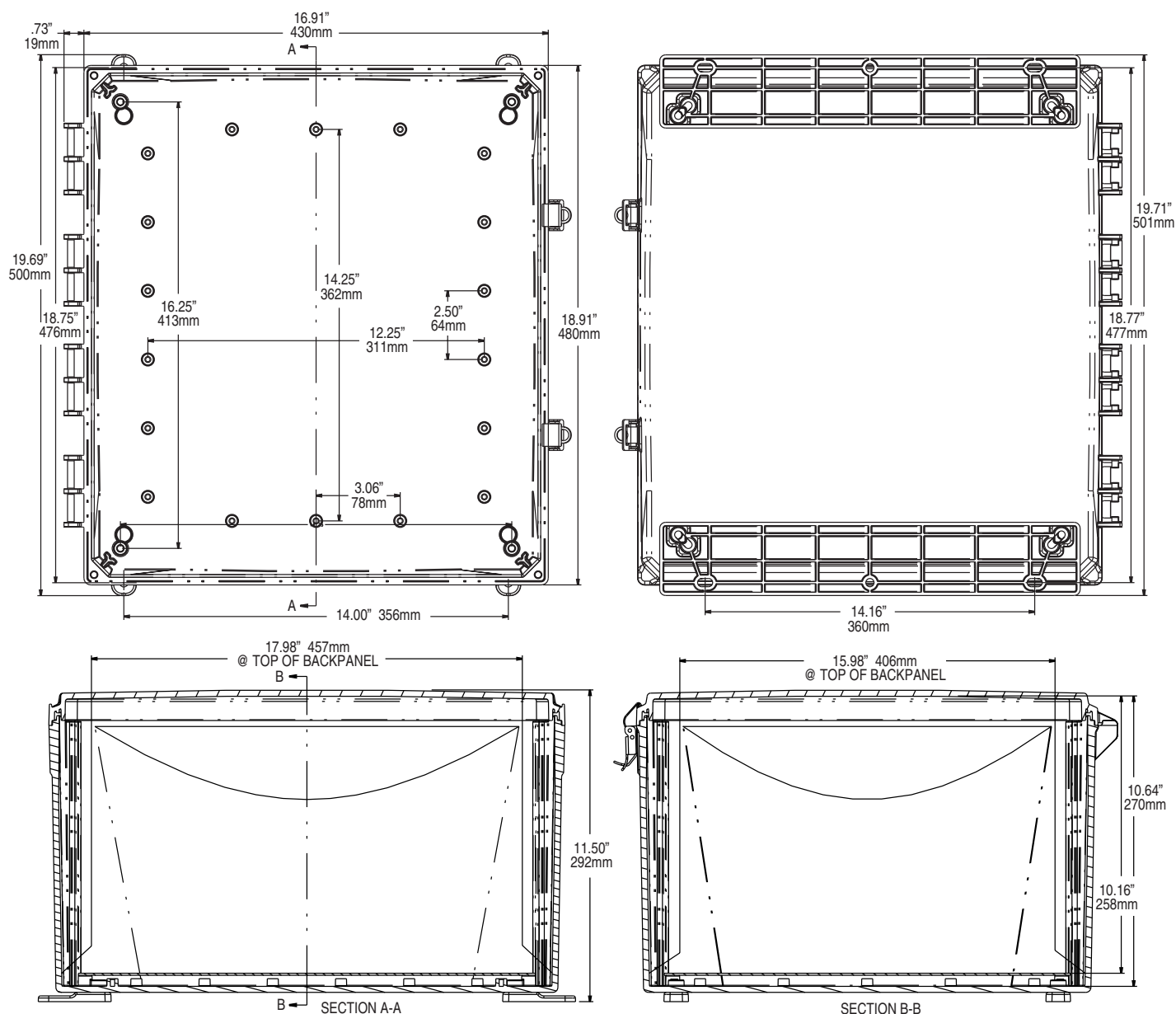
Mechanical and Thermal	Test Spec.	Unit	Premium Line
Instrumented Dart Impact @ 73° F		in/lb.	565
Falling Ball Impact @ 73° F	UL-746	in/lb.	900
Deflection Temperature @ 264 psi	ASTM D648	Deg. F	270
Modulus of Elasticity	ASTM D790	ksi	340
Temperature Range		Deg. F	-40 to 265
Flammable / UV Ratings	Test Spec.	Unit	Premium Line
Flame Rating - UL	UL 94	-	5VA
Outdoor UV Exposure	UL	-	F1

181610 P/N	4X IP66	6P IP68	Hinged Cover	Screw Cover	Opaque Cover	Clear Cover	Mounting Feet	Mounting Flange	Stainless Steel Locking Latch	T-Rail System
H181610S	✓	✓		✓	✓		✓			✓
H181610SC	✓	✓		✓		✓	✓			✓
H181610SF	✓	✓		✓	✓			✓		✓
H181610SCF	✓	✓		✓		✓		✓		✓
H181610H	✓		✓	✓	✓		✓			✓
H181610HC	✓		✓	✓		✓	✓			✓
H181610HF	✓		✓	✓	✓			✓		✓
H181610HCF	✓		✓	✓		✓		✓		✓
H181610HLL	✓		✓		✓		✓		✓	✓
H181610HCLL	✓		✓			✓	✓		✓	✓
H181610HFLL	✓		✓		✓			✓	✓	✓
H181610HCFLL	✓		✓			✓		✓	✓	✓
H181610H-6P	✓	✓	✓	✓	✓		✓			✓
H181610HC-6P	✓	✓	✓	✓		✓	✓			✓
H181610HF-6P	✓	✓	✓	✓	✓			✓		✓
H181610HCF-6P	✓	✓	✓	✓		✓		✓		✓

TORQUE SPECIFICATIONS - Mounting Brackets - 1/4"-20 x 0.25 SS, countersunk phillips drive screws (torque limit = 20 in. lbs.) | Covers / Doors - Torque for corner screws is 10 in. lbs.



18X16X10 PREMIUM LINE



Register online to download this drawing off the Integra website at www.integraenclosures.com | Your company's logo or other information on the lid. Consult factory for details.

Accessories for 18x16x10 (For complete accessories, see page 49-52)




Back Panels

ABP1816 - Aluminum panel
SBP1816 - Steel panel
PVCBP1816 - PVC panel



Swing Out Panels

ABP-1816SP/SOPK - Complete panel kit
ABP-1816SP - Aluminum swing out panels only
SOPK - Hardware only



Back Panel Adjustment Kit

BPAKG - Grey
BPAKB - Black



Air Vents / Fan Shrouds

VENT 1 - Aluminum louvered
VENT 2 - Outdoor labyrinth
FS KIT - 1
FS KIT - 2




Lock

CAT 60
CAT 90



Mounting Screws

SP-10 - 10 Pieces self-tapping screws for bosses



Din Rail

DIN 16 - 2 rails, 4 screws



Pole Mounting Kit

PMKG-216 - 2" pole
PMKG-316 - 3" pole
PMKG-416 - 4" pole
PMKG-1216 - 12" pole



Mounting Feet & Flange Kits

MFKG - Premium line feet
MFKSS - Stainless steel feet
MFLK16 - 16" Flange kit